

ZBTB17 Antibody

CAB8463

Description

This ZBTB17 Antibody is supplied as a kit for advanced applications. The kit includes Bradford Reagent to quantify total protein concentration for accurate sample normalization (Optional).

Product Information

SKU:	CAB8463
Contents:	20 μ L, 100 μ L Bradford Reagent: 1 vial (2ml)
Category:	Polyclonal Antibody
Synonyms:	MIZ-1, ZNF60, ZNF151, pHZ-67, ZBTB17
Clone:	-
Applications:	WB IHC-P ELISA
Conjugation:	Unconjugated
Reactivity:	Human, Mouse, Rat

Antibody Data

Gene ID:	7709
Uniprot:	AB_2772939
Host Species:	Rabbit
Purification:	Affinity purification
Observed MW:	103kDa
Calculated MW:	88kDa

Preparation & Storage

Storage: Store at -20°C. Avoid freeze / thaw cycles. Buffer: PBS containing 50% glycerol, preserved with proclin300 or sodium azide (as specified on the Certificate of Analysis), pH 7.3.

Store Bradford Reagent at Room Temperature for 1 Year.

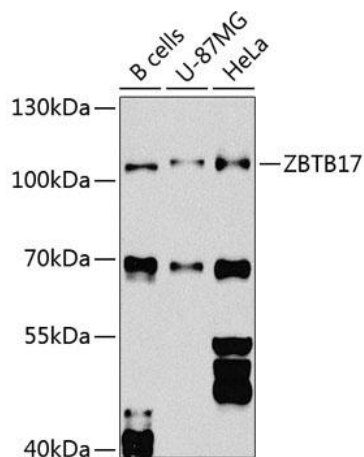
Positive Sample: B cells, U-87MG, HeLa

Recommended Dilutions:

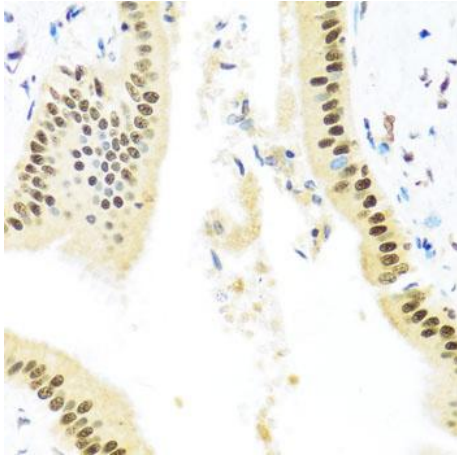
WB	1:500 - 1:2000
IHC-P	1:100 - 1:200
ELISA	Recommended starting concentration is 1 µg/mL. Please optimize the concentration based on your specific assay requirements.

Protein Quantification (Optional): To quantify total protein levels, use the Bradford Reagent included in this kit. Visit <https://www.assaygenie.com/bradford-protein-assay-protocol/> to view the full protocol

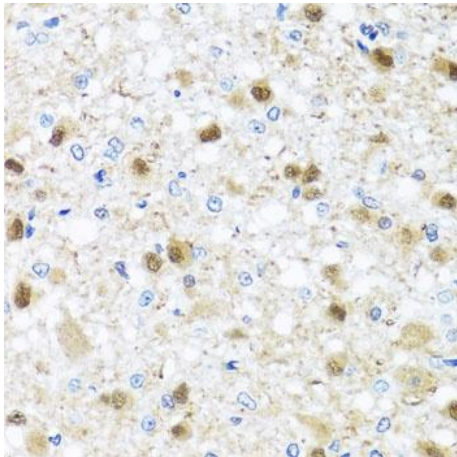
Validation Data



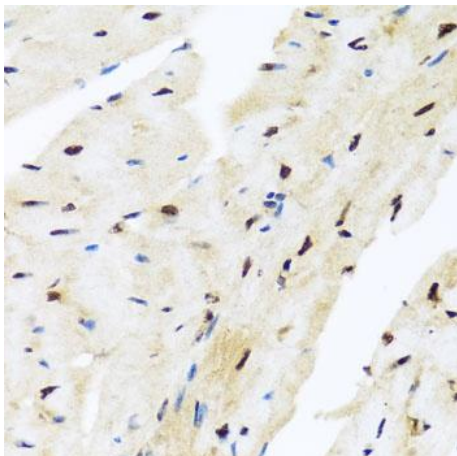
Western blot analysis of various lysates using ZBTB17 Rabbit pAb (CAB8463) at 1:1000 dilution. Secondary antibody: HRP-conjugated Goat anti-Rabbit IgG (H+L) (CABS014) at 1:10000 dilution. Lysates/proteins: 25µg per lane. Blocking buffer: 3% nonfat dry milk in TBST. Detection: ECL Basic Kit (AbGn00020). Exposure time: 90s.



Immunohistochemistry analysis of paraffin-embedded Human liver damage using ZBTB17 Rabbit pAb (CAB8463) at dilution of 1:100 (40x lens). Microwave antigen retrieval performed with 0.01M PBS Buffer (pH 7.2) prior to IHC staining.



Immunohistochemistry analysis of paraffin-embedded Rat brain using ZBTB17 Rabbit pAb (CAB8463) at dilution of 1:100 (40x lens). Microwave antigen retrieval performed with 0.01M PBS Buffer (pH 7.2) prior to IHC staining.



Immunohistochemistry analysis of paraffin-embedded Mouse heart using ZBTB17 Rabbit pAb (CAB8463) at dilution of 1:100 (40x lens). Microwave antigen retrieval performed with 0.01M PBS Buffer (pH 7.2) prior to IHC staining.