

## TMEM174 Antibody

PACO30510

### Description

---

This TMEM174 Antibody is supplied as a kit for advanced applications. The kit includes Bradford Reagent to quantify total protein concentration for accurate sample normalization (Optional).

### Product Information

---

<b>SKU:</b>	PACO30510
<b>Contents:</b>	50µg Bradford Reagent: 1 vial (2ml)
<b>Category:</b>	-
<b>Synonyms:</b>	TMEM174, Transmembrane protein 174
<b>Clone:</b>	Polyclonal
<b>Applications:</b>	ELISA WB IHC IF
<b>Conjugation:</b>	Non-conjugated
<b>Reactivity:</b>	Human, Mouse

### Antibody Data

---

<b>Isotype:</b>	IgG
<b>Uniprot:</b>	Q8WUU8
<b>Host Species:</b>	Rabbit
<b>Purification:</b>	Antigen Affinity Purified
<b>Immunogen:</b>	Recombinant Human Transmembrane protein 174 protein (94-243AA)
<b>Immunogen Species:</b>	Homo sapiens (Human)
<b>Buffer:</b>	Preservative: 0.03% Proclin 300 Constituents: 50% Glycerol, 0.01M PBS, PH 7.4
<b>Form:</b>	Liquid

## Preparation & Storage

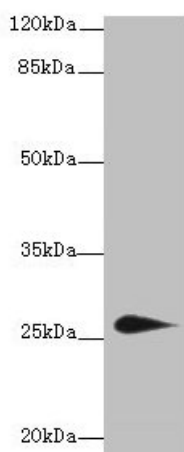
**Storage:** Upon receipt, store at -20°C or -80°C. Avoid repeated freeze.  
Store Bradford Reagent at Room Temperature for 1 Year.

Recommended Dilutions:	Application	Recommended Dilution
	WB	1:500-1:2000
	IHC	1:20-1:200
	IF	1:50-1:200

**Protein Quantification (Optional):** To quantify total protein levels, use the Bradford Reagent included in this kit. Visit <https://www.assaygenie.com/bradford-protein-assay-protocol/> to view the full protocol

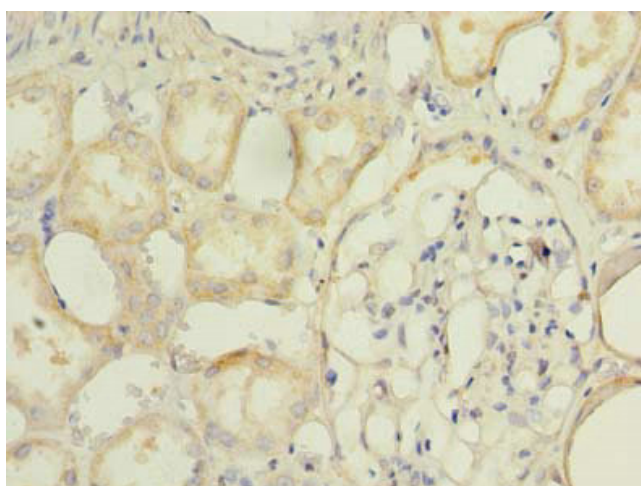
## Validation Data

### Image

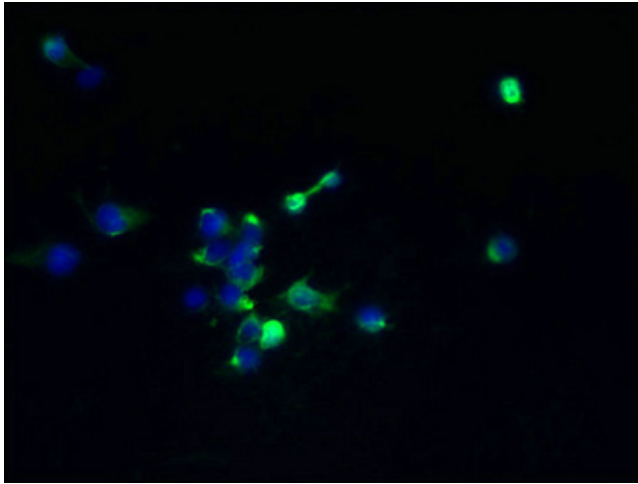


### Description

Western blot All lanes: TMEM174 antibody at 0.8µg/ml + Mouse kidney tissue Secondary Goat polyclonal to rabbit IgG at 1/10000 dilution Predicted band size: 27, 24 kDa Observed band size: 27 kDa



Immunohistochemistry of paraffin-embedded human kidney tissue using PACO30510 at dilution of 1:100



Immunofluorescent analysis of 293T cells using PACO30510 at dilution of 1:100 and Alexa Fluor 488-conjugated AffiniPure Goat Anti-Rabbit IgG(H+L)