

HLA-B Antibody

PACO33560

Description

This HLA-B Antibody is supplied as a kit for advanced applications. The kit includes Bradford Reagent to quantify total protein concentration for accurate sample normalization (Optional).

Product Information

SKU:	PACO33560
Contents:	50µg Bradford Reagent: 1 vial (2ml)
Category:	-
Synonyms:	-
Clone:	Polyclonal
Applications:	ELISA WB IHC IF
Conjugation:	Non-conjugated
Reactivity:	Human

Antibody Data

Isotype:	IgG
Uniprot:	Q96DW9
Host Species:	Rabbit
Purification:	>95%, Protein G purified
Immunogen:	Recombinant Human HLA-B protein (25-308AA)
Immunogen Species:	Homo sapiens (Human)
Buffer:	Preservative: 0.03% Proclin 300 Constituents: 50% Glycerol, 0.01M PBS, PH 7.4
Form:	Liquid

Preparation & Storage

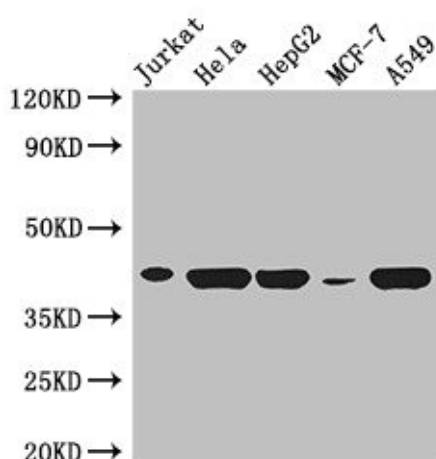
Storage: Upon receipt, store at -20°C or -80°C. Avoid repeated freeze.
Store Bradford Reagent at Room Temperature for 1 Year.

Recommended Dilutions:	Application	Recommended Dilution
	WB	1:500-1:5000
	IHC	1:20-1:200
	IF	1:50-1:200

Protein Quantification (Optional): To quantify total protein levels, use the Bradford Reagent included in this kit. Visit <https://www.assaygenie.com/bradford-protein-assay-protocol/> to view the full protocol

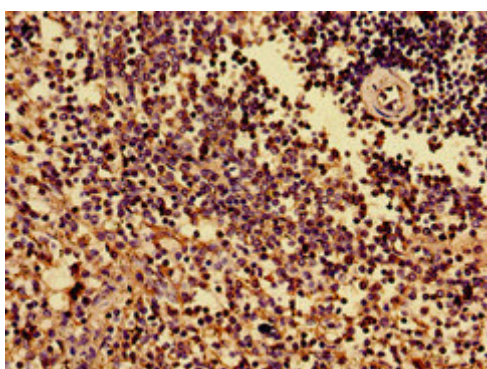
Validation Data

Image

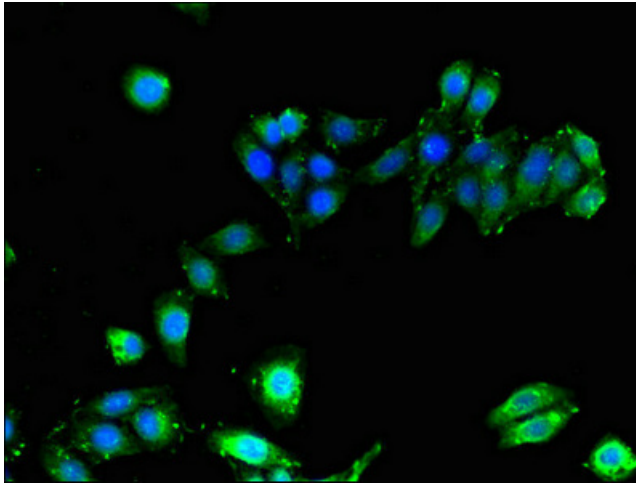


Description

Western Blot Positive WB detected in: Jurkat whole cell lysate, HeLa whole cell lysate, HepG2 whole cell lysate, MCF-7 whole cell lysate, A549 whole cell lysate
All lanes: HLA-B antibody at 3µg/ml
Secondary Goat polyclonal to rabbit IgG at 1/50000 dilution
Predicted band size: 41 kDa
Observed band size: 41 kDa



Immunohistochemistry of paraffin-embedded human spleen tissue using PACO33560 at dilution of 1:100



Immunofluorescent analysis of HepG2 cells using PACO33560 at dilution of 1:100