

FAM149B1 Antibody

PACO38694

Description

This FAM149B1 Antibody is supplied as a kit for advanced applications. The kit includes Bradford Reagent to quantify total protein concentration for accurate sample normalization (Optional).

Product Information

SKU:	PACO38694
Contents:	50µg Bradford Reagent: 1 vial (2ml)
Category:	-
Synonyms:	F149B_HUMAN antibody, FAM149B1 antibody, Family with sequence similarity 149 member B1 antibody, KIAA0974 antibody, Protein FAM149B1 antibody
Clone:	Polyclonal
Applications:	ELISA WB IHC
Conjugation:	Non-conjugated
Reactivity:	Human, Mouse

Antibody Data

Isotype:	IgG
Uniprot:	Q96BN6
Host Species:	Rabbit
Purification:	>95%, Protein G purified
Immunogen:	Recombinant Human Protein FAM149B1 protein (107-528AA)
Immunogen Species:	Homo sapiens (Human)
Buffer:	Preservative: 0.03% Proclin 300 Constituents: 50% Glycerol, 0.01M PBS, PH 7.4
Form:	Liquid

Preparation & Storage

Storage: Upon receipt, store at -20°C or -80°C. Avoid repeated freeze.


Store Bradford Reagent at Room Temperature for 1 Year.

Recommended Dilutions:	Application	Recommended Dilution
	WB	1:500-1:2000
	IHC	1:20-1:200

Protein Quantification (Optional): To quantify total protein levels, use the Bradford Reagent included in this kit. Visit <https://www.assaygenie.com/bradford-protein-assay-protocol/> to view the full protocol

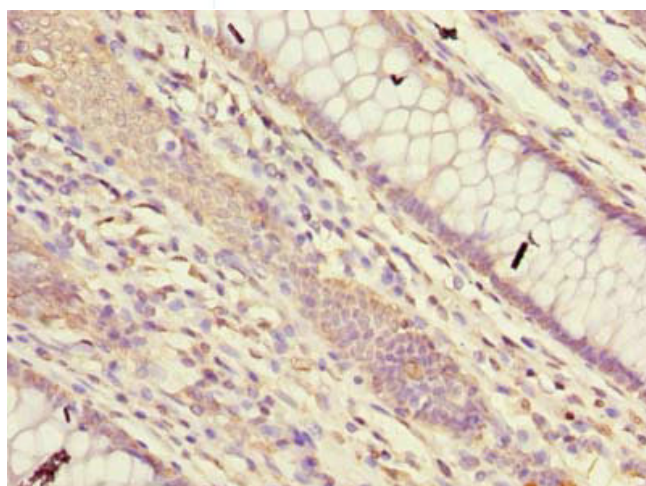
Validation Data

Image

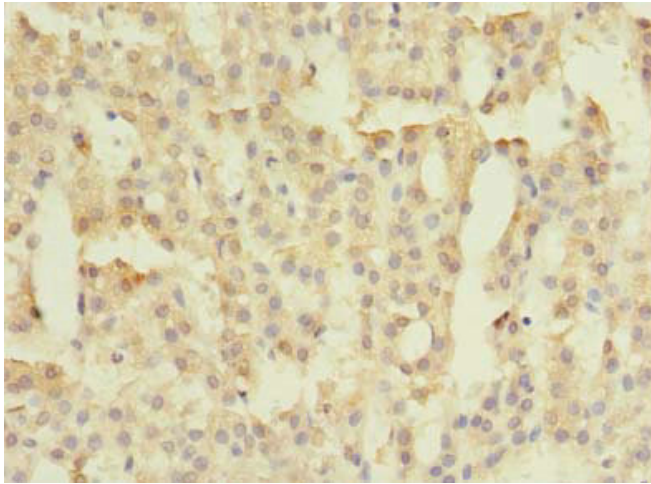


Description

Western blot All lanes: FAM149B1 antibody at 3µg/ml + Mouse liver tissue Secondary Goat polyclonal to rabbit IgG at 1/10000 dilution Predicted band size: 65, 59 kDa Observed band size: 65 kDa



Immunohistochemistry of paraffin-embedded human colon cancer using PACO38694 at dilution of 1:100



Immunohistochemistry of paraffin-embedded human adrenal gland tissue using PACO38694 at dilution of 1:100