

NBPF3 Antibody

PACO41046

Description

This NBPF3 Antibody is supplied as a kit for advanced applications. The kit includes Bradford Reagent to quantify total protein concentration for accurate sample normalization (Optional).

Product Information

SKU:	PACO41046
Contents:	50µg Bradford Reagent: 1 vial (2ml)
Category:	-
Synonyms:	AE2 antibody, NBPF3 antibody, NBPF3_HUMAN antibody, Neuroblastoma breakpoint family member 3 antibody, Protein AE2 antibody, Protein SHIIIa4 antibody, RP11-293F5.5 antibody
Clone:	Polyclonal
Applications:	ELISA WB IHC
Conjugation:	Non-conjugated
Reactivity:	Human

Antibody Data

Isotype:	IgG
Uniprot:	Q9H094
Host Species:	Rabbit
Purification:	Antigen Affinity Purified
Immunogen:	Recombinant Human Neuroblastoma breakpoint family member 3 protein (1-252AA)
Immunogen Species:	Homo sapiens (Human)
Buffer:	Preservative: 0.03% Proclin 300 Constituents: 50% Glycerol, 0.01M PBS, PH 7.4
Form:	Liquid

Manufacturers Statement: This final kit system is assembled and quality-released by Assay Genie Limited.

Preparation & Storage

Storage: Upon receipt, store at -20°C or -80°C. Avoid repeated freeze.

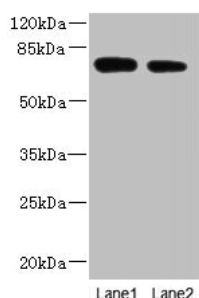
Store Bradford Reagent at Room Temperature for 1 Year.

Recommended Dilutions:	Application	Recommended Dilution
	WB	1:1000-1:5000
	IHC	1:20-1:200

Protein Quantification (Optional): To quantify total protein levels, use the Bradford Reagent included in this kit. Visit <https://www.assaygenie.com/bradford-protein-assay-protocol/> to view the full protocol

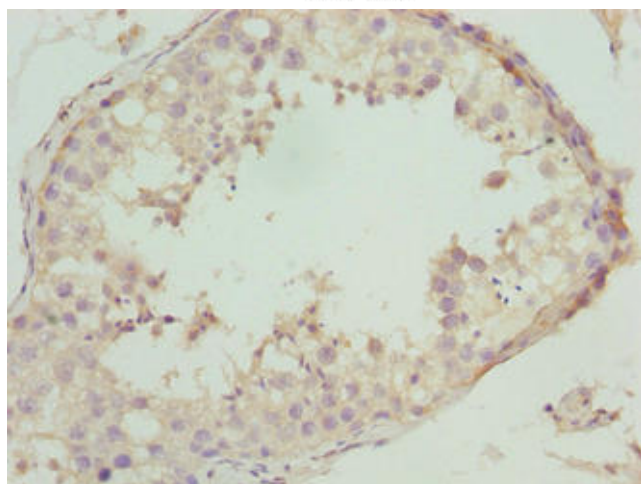
Validation Data

Image

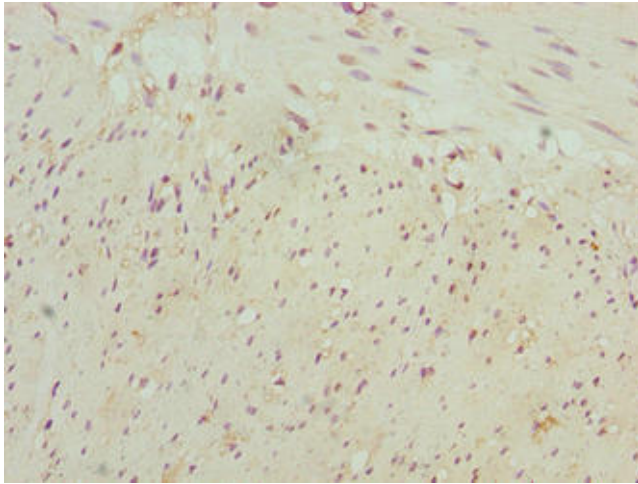


Description

Western blot All lanes: NBPF3 antibody at 1.2µg/ml Lane 1: PC-3 whole cell lysate Lane 2: HT29 whole cell lysate Secondary Goat polyclonal to rabbit IgG at 1/10000 dilution Predicted band size: 73, 68, 72, 33, 66 kDa Observed band size: 73 kDa



Immunohistochemistry of paraffin-embedded human testis tissue using PACO41046 at dilution of 1:100



Immunohistochemistry of paraffin-embedded human colon tissue using PACO41046 at dilution of 1:100