

MYO1G Antibody

PACO46046

Description

This MYO1G Antibody is supplied as a kit for advanced applications. The kit includes Bradford Reagent to quantify total protein concentration for accurate sample normalization (Optional).

Product Information

SKU:	PACO46046
Contents:	50µg Bradford Reagent: 1 vial (2ml)
Category:	-
Synonyms:	mHag HA-2 antibody, Minor histocompatibility antigen HA-2 antibody, Myo1g antibody, MYO1G_HUMAN antibody, myosin IG antibody
Clone:	Polyclonal
Applications:	ELISA IHC IF
Conjugation:	Non-conjugated
Reactivity:	Human

Antibody Data

Isotype:	IgG
Uniprot:	B011T2
Host Species:	Rabbit
Purification:	>95%, Protein G purified
Immunogen:	Recombinant Human Unconventional myosin-Ig protein (209-389AA)
Immunogen Species:	Homo sapiens (Human)
Buffer:	Preservative: 0.03% Proclin 300 Constituents: 50% Glycerol, 0.01M PBS, PH 7.4
Form:	Liquid

Preparation & Storage

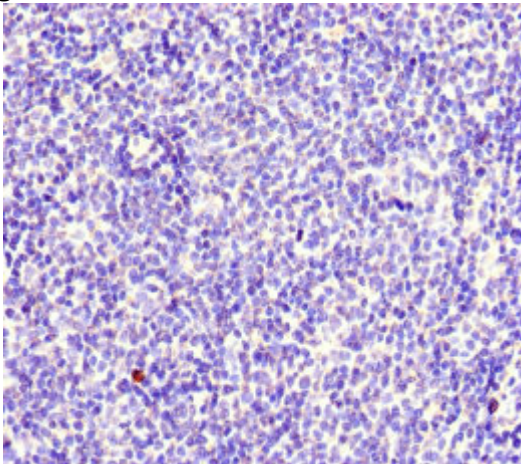
Storage: Upon receipt, store at -20°C or -80°C. Avoid repeated freeze.
Store Bradford Reagent at Room Temperature for 1 Year.

Recommended Dilutions:	Application	Recommended Dilution
	IHC	1:20-1:200
	IF	1:50-1:200

Protein Quantification (Optional): To quantify total protein levels, use the Bradford Reagent included in this kit. Visit <https://www.assaygenie.com/bradford-protein-assay-protocol/> to view the full protocol

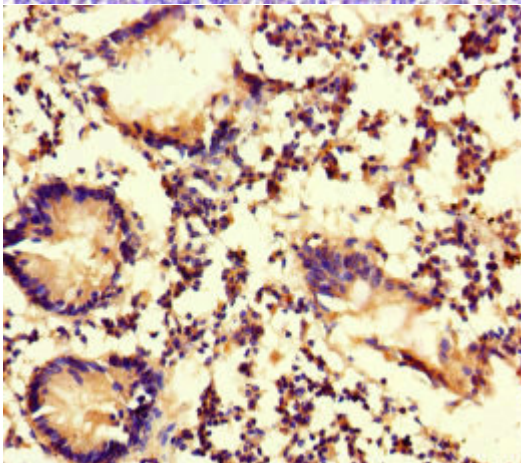
Validation Data

Image

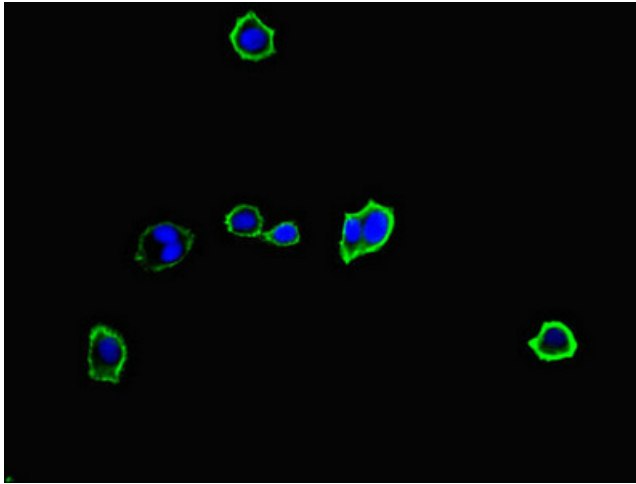


Description

Immunohistochemistry of paraffin-embedded human lymph node tissue using PACO46046 at dilution of 1:100



Immunohistochemistry of paraffin-embedded human appendix tissue using PACO46046 at dilution of 1:100



Immunofluorescent analysis of HepG2 cells using PACO46046 at dilution of 1:100 and Alexa Fluor 488-conjugated AffiniPure Goat Anti-Rabbit IgG(H+L)