

## TTC27 Antibody

PACO50686

### Description

---

This TTC27 Antibody is supplied as a kit for advanced applications. The kit includes Bradford Reagent to quantify total protein concentration for accurate sample normalization (Optional).

### Product Information

---

<b>SKU:</b>	PACO50686
<b>Contents:</b>	50µg Bradford Reagent: 1 vial (2ml)
<b>Category:</b>	-
<b>Synonyms:</b>	FLJ20272 antibody, Tetratricopeptide repeat domain 27 antibody, Tetratricopeptide repeat protein 27 antibody, TPR repeat protein 27 antibody, TTC27 antibody, TTC27_HUMAN antibody
<b>Clone:</b>	Polyclonal
<b>Applications:</b>	<b>ELISA</b> <b>WB</b> <b>IHC</b>
<b>Conjugation:</b>	Non-conjugated
<b>Reactivity:</b>	Human

### Antibody Data

---

<b>Isotype:</b>	IgG
<b>Uniprot:</b>	Q6P3X3
<b>Host Species:</b>	Rabbit
<b>Purification:</b>	>95%, Protein G purified
<b>Immunogen:</b>	Recombinant Human Tetratricopeptide repeat protein 27 protein (590-817AA)
<b>Immunogen Species:</b>	Homo sapiens (Human)
<b>Buffer:</b>	Preservative: 0.03% Proclin 300 Constituents: 50% Glycerol, 0.01M PBS, pH 7.4
<b>Form:</b>	Liquid

## Preparation & Storage

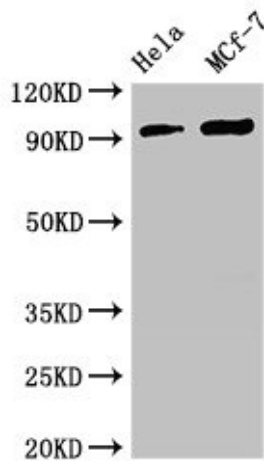
**Storage:** Upon receipt, store at -20°C or -80°C. Avoid repeated freeze. Store Bradford Reagent at Room Temperature for 1 Year.

Recommended Dilutions:	Application	Recommended Dilution
	WB	1:500-1:5000
IHC	1:20-1:200	

**Protein Quantification (Optional):** To quantify total protein levels, use the Bradford Reagent included in this kit. Visit <https://www.assaygenie.com/bradford-protein-assay-protocol/> to view the full protocol

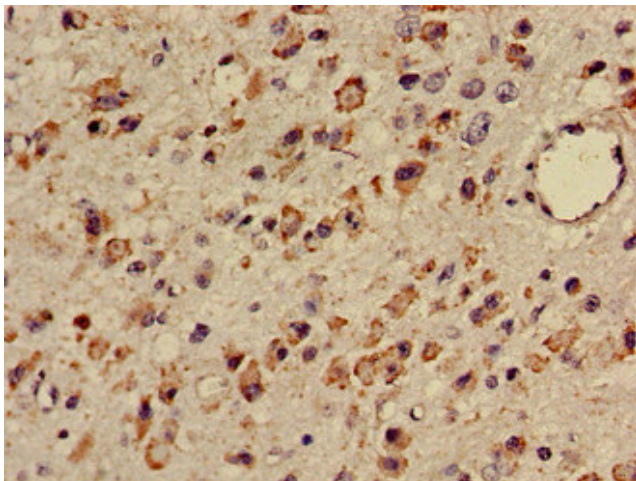
## Validation Data

### Image

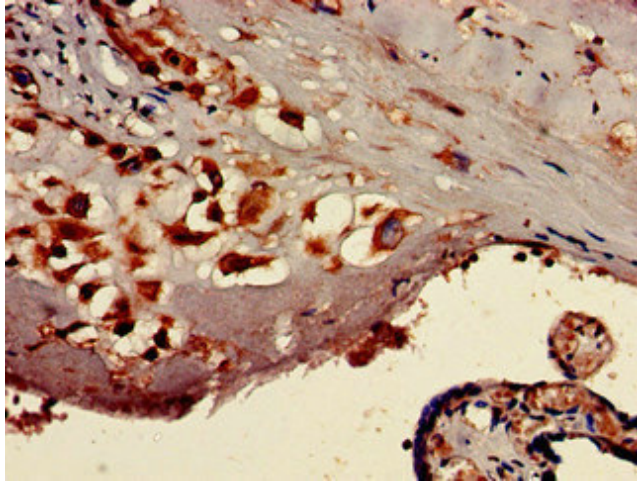


### Description

Western Blot Positive WB detected in: HeLa whole cell lysate, MCF-7 whole cell lysate All lanes: TTC27 antibody at 2.7µg/ml Secondary Goat polyclonal to rabbit IgG at 1/50000 dilution Predicted band size: 97 kDa Observed band size: 97 kDa



Immunohistochemistry of paraffin-embedded human glioma using PACO50686 at dilution of 1:100



Immunohistochemistry of paraffin-embedded human placenta tissue using PACO50686 at dilution of 1:100