

## BBX Antibody

PACO50866

### Description

---

This BBX Antibody is supplied as a kit for advanced applications. The kit includes Bradford Reagent to quantify total protein concentration for accurate sample normalization (Optional).

### Product Information

---

<b>SKU:</b>	PACO50866
<b>Contents:</b>	50µg Bradford Reagent: 1 vial (2ml)
<b>Category:</b>	-
<b>Synonyms:</b>	BBX antibody, HBP2HMG box transcription factor BBX antibody, Bobby sox homolog antibody, HMG box-containing protein 2 antibody
<b>Clone:</b>	Polyclonal
<b>Applications:</b>	<b>ELISA</b> <b>IHC</b> <b>IF</b>
<b>Conjugation:</b>	Non-conjugated
<b>Reactivity:</b>	Human

### Antibody Data

---

<b>Isotype:</b>	IgG
<b>Uniprot:</b>	Q8WY36
<b>Host Species:</b>	Rabbit
<b>Purification:</b>	>95%, Protein G purified
<b>Immunogen:</b>	Recombinant Human HMG box transcription factor BBX protein (62-292AA)
<b>Immunogen Species:</b>	Homo sapiens (Human)
<b>Buffer:</b>	Preservative: 0.03% Proclin 300 Constituents: 50% Glycerol, 0.01M PBS, pH 7.4
<b>Form:</b>	Liquid

## Preparation & Storage

---

**Storage:** Upon receipt, store at -20°C or -80°C. Avoid repeated freeze.  
Store Bradford Reagent at Room Temperature for 1 Year.

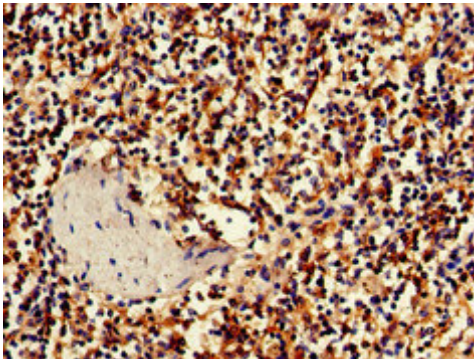
Recommended Dilutions:	Application	Recommended Dilution
	IHC	1:20-1:200
	IF	1:50-1:200

**Protein Quantification (Optional):** To quantify total protein levels, use the Bradford Reagent included in this kit. Visit <https://www.assaygenie.com/bradford-protein-assay-protocol/> to view the full protocol

## Validation Data

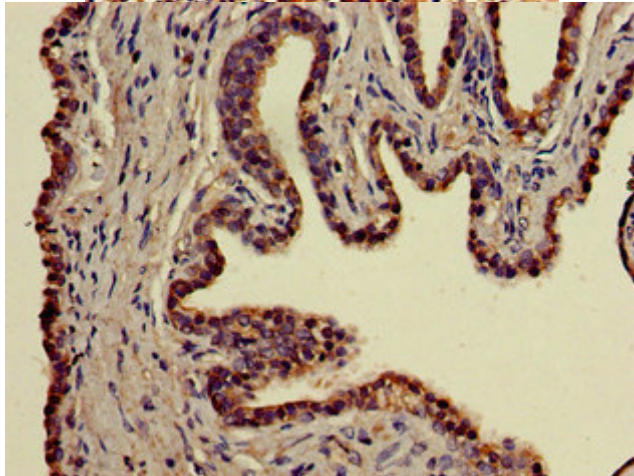
---

### Image

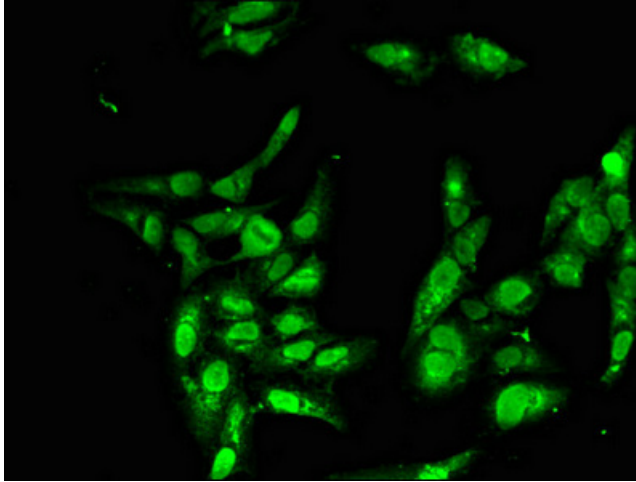


### Description

Immunohistochemistry of paraffin-embedded human spleen tissue using PACO50866 at dilution of 1:100



Immunohistochemistry of paraffin-embedded human prostate cancer using PACO50866 at dilution of 1:100



Immunofluorescent analysis of HeLa cells using PACO50866 at dilution of 1:100 and Alexa Fluor 488-conjugated AffiniPure Goat Anti-Rabbit IgG(H+L)