

LHFPL5 Antibody

PACO52642

Description

This LHFPL5 Antibody is supplied as a kit for advanced applications. The kit includes Bradford Reagent to quantify total protein concentration for accurate sample normalization (Optional).

Product Information

SKU:	PACO52642
Contents:	50µg Bradford Reagent: 1 vial (2ml)
Category:	-
Synonyms:	LHFPL5, TMHS, LHFPL tetraspan subfamily member 5 protein, Lipoma HMGIC fusion partner-like 5 protein, Tetraspan membrane protein of hair cell stereocilia
Clone:	Polyclonal
Applications:	ELISA IHC IF
Conjugation:	Non-conjugated
Reactivity:	Human

Antibody Data

Isotype:	IgG
Uniprot:	Q8TAF8
Host Species:	Rabbit
Purification:	>95%, Protein G purified
Immunogen:	Recombinant Human LHFPL tetraspan subfamily member 5 protein (46-99AA)
Immunogen Species:	Homo sapiens (Human)
Buffer:	Preservative: 0.03% Proclin 300 Constituents: 50% Glycerol, 0.01M PBS, pH 7.4
Form:	Liquid

Manufacturers Statement: This final kit system is assembled and quality-released by Assay Genie Limited.

Preparation & Storage

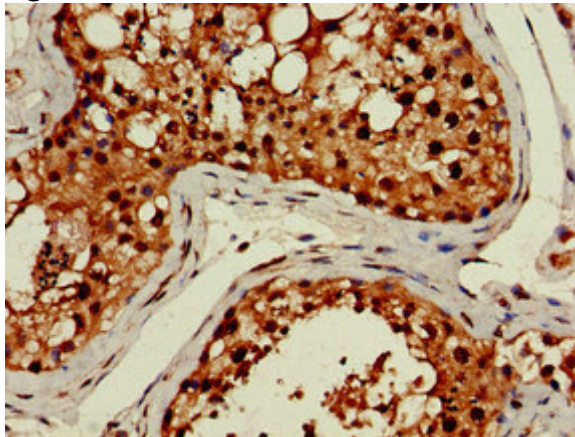
Storage: Upon receipt, store at -20°C or -80°C. Avoid repeated freeze.
Store Bradford Reagent at Room Temperature for 1 Year.

Recommended Dilutions:	Application	Recommended Dilution
	IHC	1:20-1:200
	IF	1:50-1:200

Protein Quantification (Optional): To quantify total protein levels, use the Bradford Reagent included in this kit. Visit <https://www.assaygenie.com/bradford-protein-assay-protocol/> to view the full protocol

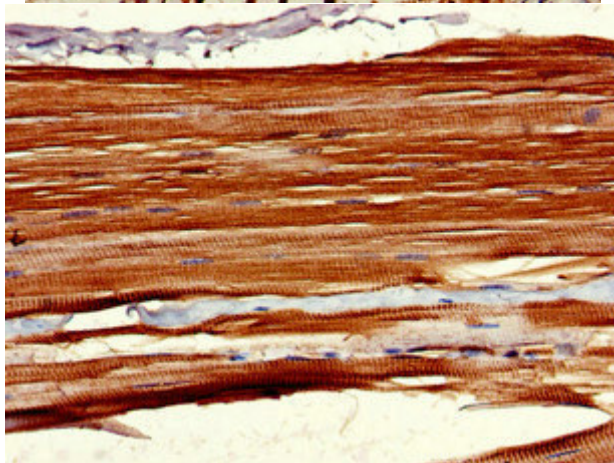
Validation Data

Image

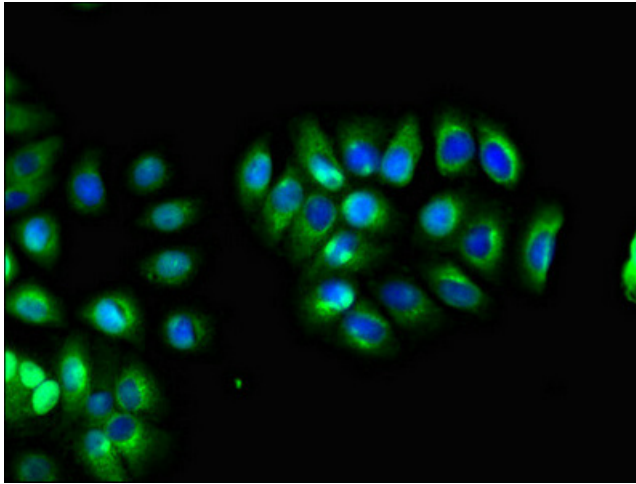


Description

Immunohistochemistry of paraffin-embedded human testis tissue using PACO52642 at dilution of 1:100



Immunohistochemistry of paraffin-embedded human skeletal muscle tissue using PACO52642 at dilution of 1:100



Immunofluorescent analysis of A549 cells using PACO52642 at dilution of 1:100 and Alexa Fluor 488-conjugated AffiniPure Goat Anti-Rabbit IgG(H+L)