

RAET1E Antibody

PACO54550

Description

This RAET1E Antibody is supplied as a kit for advanced applications. The kit includes Bradford Reagent to quantify total protein concentration for accurate sample normalization (Optional).

Product Information

SKU:	PACO54550
Contents:	50µg Bradford Reagent: 1 vial (2ml)
Category:	-
Synonyms:	-
Clone:	Polyclonal
Applications:	ELISA IHC IF
Conjugation:	Non-conjugated
Reactivity:	Human

Antibody Data

Isotype:	IgG
Uniprot:	Q3ZAR2
Host Species:	Rabbit
Purification:	>95%, Protein G purified
Immunogen:	Recombinant Human Retinoic acid early transcript 1E protein (31-225AA)
Immunogen Species:	Homo sapiens (Human)
Buffer:	Preservative: 0.03% Proclin 300 Constituents: 50% Glycerol, 0.01M PBS, pH 7.4
Form:	Liquid

Preparation & Storage

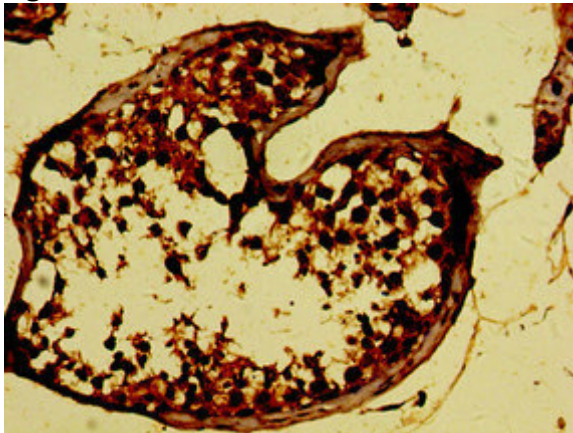
Storage: Upon receipt, store at -20°C or -80°C. Avoid repeated freeze.
Store Bradford Reagent at Room Temperature for 1 Year.

Recommended Dilutions:	Application	Recommended Dilution
	IHC	1:20-1:200
	IF	1:200-1:500

Protein Quantification (Optional): To quantify total protein levels, use the Bradford Reagent included in this kit. Visit <https://www.assaygenie.com/bradford-protein-assay-protocol/> to view the full protocol

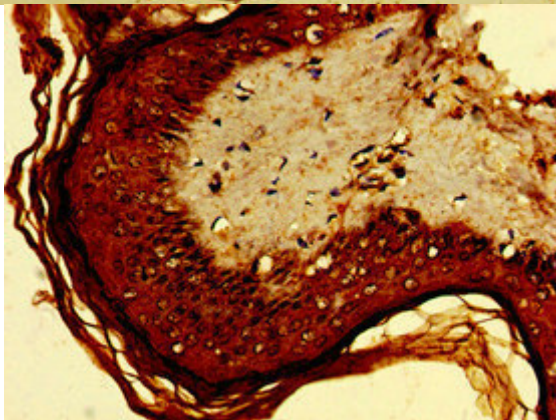
Validation Data

Image

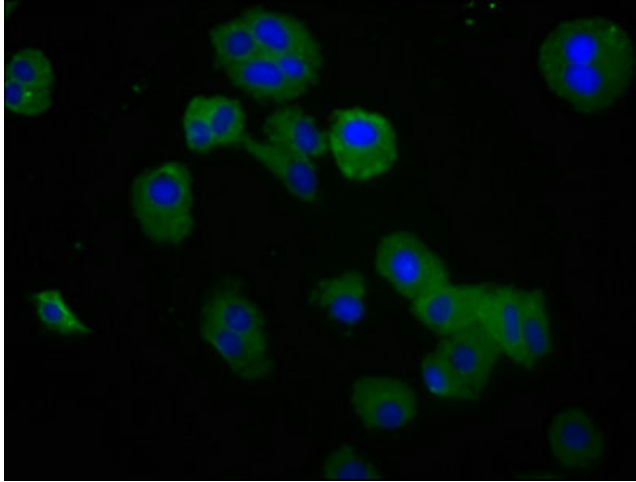


Description

Immunohistochemistry of paraffin-embedded human testis tissue using PACO54550 at dilution of 1:100



Immunohistochemistry of paraffin-embedded human skin tissue using PACO54550 at dilution of 1:100



Immunofluorescence staining of HepG2 cells with PACO54550 at 1:200, counter-stained with DAPI. The cells were fixed in 4% formaldehyde, permeabilized tissue using 0.2% Triton X-100 and blocked in 10% normal Goat Serum. The cells were then incubated with the antibody overnight at 4°C. The secondary antibody was Alexa Fluor 488-conjugated AffiniPure Goat Anti-Rabbit IgG (H+L).