Recombinant Laminin beta 1 Monoclonal Antibody

Description

This Recombinant Laminin beta 1 Monoclonal Antibody is supplied as a kit for advanced applications. The kit includes Bradford Reagent to quantify total protein concentration for accurate sample normalization (Optional).

Product Information

SKU:	RMEA1208
Contents:	Recombinant Laminin beta 1 Monoclonal Antibody (50 µL, 100 µL) Bradford Reagent: 1 vial (2ml)
Clone:	C241208
Applications:	IHC, IF, FCM
Reactivity:	Human, Mouse

Antibody Data

Uniprot ID:	P07942
Size:	50 µL, 100 µL
Host Species:	Rabbit
Isotype:	Rabbit IgG
Conjugation:	Unconjugated
Buffer:	PBS, 50% glycerol, 0.05% Proclin 300, 0.05% protein protectant.

Preparation & Storage

Storage:	Store at -20°C Valid for 12 months. Avoid freeze / thaw cycles. Store Bradford Reagent at Room Temperature for 1 Year.
Shipping:	Gel Pack
Preparation:	IHC 1:50-1:100, IF 1:500-1:1000, FCM 1:50-1:100
Protein Quantification (Optional):	To quantify total protein levels, use the Bradford Reagent included in this kit. Visit https://www.assaygenie.com/bradford-protein-assay-protocol/ to view the full protocol
Notes:	Centrifuge before opening to ensure complete recovery of vial contents.

Validation Data

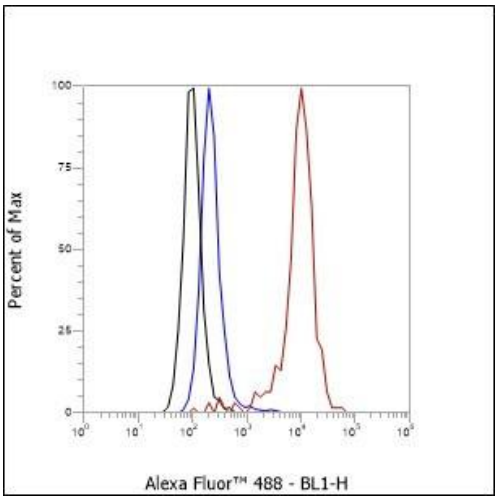

Flow cytometric analysis of human Laminin beta 1 expression on A431 cells. Cells were stained with purified anti-Human Laminin beta 1, then a Alexa Fluor 488- conjugated second step antibody. The histogram were derived from events with the forward and side light- scatter characteristics of intact cells.

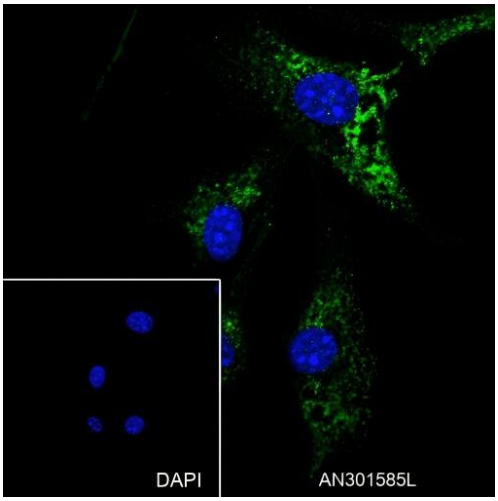

Immunofluorescent analysis of (100% Ice-cold methanol) fixed NIH-3T3 cells using anti-Laminin beta 1 Monoclonal Antibody at dilution of 1:1000.

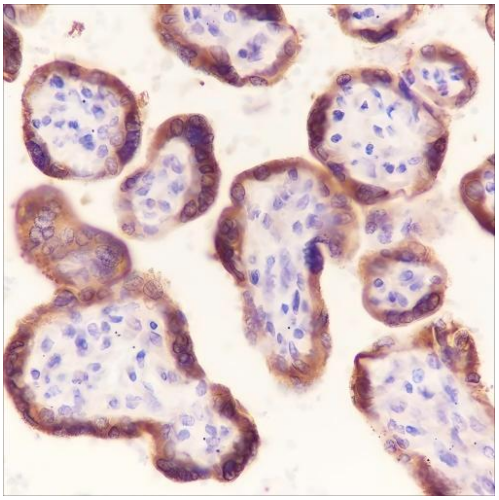

Immunohistochemistry of paraffin-embedded Human placenta using Laminin beta 1 Monoclonal Antibody at dilution of 1:100.

Manufacturers Statement

This final kit system is assembled and quality-released by Assay Genie Limited.