Recombinant FH Monoclonal Antibody

Description

This Recombinant FH Monoclonal Antibody is supplied as a kit for advanced applications. The kit includes Bradford Reagent to quantify total protein concentration for accurate sample normalization (Optional).

Product Information

SKU:	RMEA2792
Contents:	Recombinant FH Monoclonal Antibody (50 µL, 100 µL) Bradford Reagent: 1 vial (2ml)
Clone:	C112792
Applications:	WB, IHC, ICC/IF, FCM, IP
Reactivity:	Human, Mouse, Rat

Antibody Data

Uniprot ID:	P07954
Size:	50 µL, 100 µL
Host Species:	Rabbit
Isotype:	Rabbit IgG
Conjugation:	Unconjugated
Buffer:	0.2 µm filtered solution in PBS

Preparation & Storage

Storage:	This antibody can be stored at 2°C-8°C for one month without detectable loss of activity. Antibody products are stable for twelve months from date of receipt when stored at -20°C to -80°C. Preservative-Free. Avoid repeated freeze-thaw cycles. Store Bradford Reagent at Room Temperature for 1 Year.
Shipping:	Gel Pack
Preparation:	WB 1:1000, IHC-P 1:200-1:500, ICC/IF 1:100, FCM 1:200-1:500, IP 1:20-1:50
Protein Quantification (Optional):	To quantify total protein levels, use the Bradford Reagent included in this kit. Visit https://www.assaygenie.com/bradford-protein-assay-protocol/ to view the full protocol
Notes:	Centrifuge before opening to ensure complete recovery of vial contents.

Validation Data

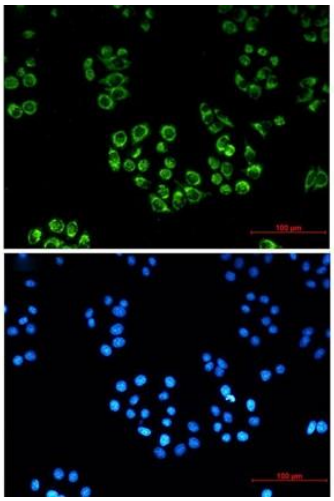

Immunofluorescent analysis of HeLa cells using FH Monoclonal Antibody (green), and DAPI (blue).

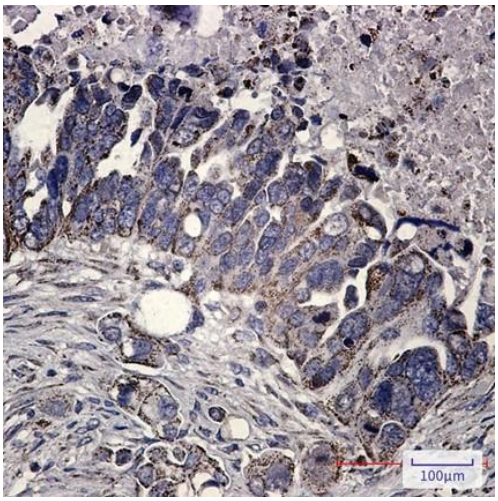

Immunohistochemical analysis of paraffin-embedded Human cholangiocarcinoma.



Western Blot analysis of 3T3, RAW264.7 cells using FH Monoclonal Antibody at dilution of 1:1000. Observed-MW:49 kDa Calculated-MW:55 kDa

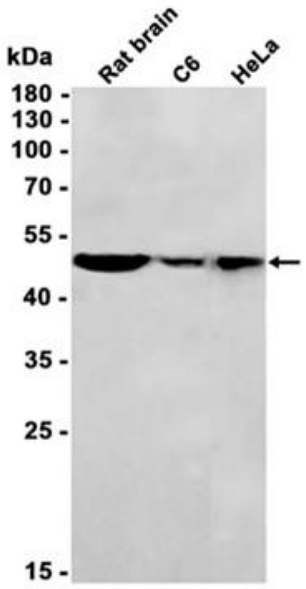

Western Blot analysis of C6, HeLa cells and Rat brain using FH Monoclonal Antibody at dilution of 1:1000. Observed-MW:49 kDa Calculated-MW:55 kDa

Manufacturers Statement

This final kit system is assembled and quality-released by Assay Genie Limited.