

Recombinant Human Flt3 ligand/Flt3L Protein

RPCB0292

Description

This high-purity Recombinant Human Flt3 ligand/Flt3L Protein is supplied as a kit for advanced applications. The kit includes Bradford Reagent to quantify total protein concentration for accurate sample normalization (Optional).

Protein Information

SKU:	RPCB0292
Contents:	10 µg, 20 µg, 50 µg, 100 µg Bradford Reagent: 1 vial (2ml)
Synonyms:	FL, FLT3L, FLT3LG, FLT3LG
Species:	Human
Gene ID:	2323
Expression Host:	HEK293 cells
Tags:	C-His
Calculated MW:	18.88 kDa
Observed MW:	20-37 kDa
Purification:	≥ 95 % as determined by SDS-PAGE, ≥ 95 % as determined by HPLC.
Endotoxin:	< 0.1 EU/µg of the protein by LAL method.
Formulation:	Lyophilized from a 0.22 µm filtered solution of PBS, pH 7.4. Contact us for customized product form or formulation.
Bio- Activity:	1、 Measured by its binding ability in a functional ELISA. Immobilized Recombinant Human Flt3 ligand at 2 µg/mL (100 µL/well) can bind Recombinant Human Flt-3 with a linear range of 0.128-3.97 ng/mL. 2、 Measured in a cell proliferation assay using Human OCI-AML5 cells. The ED

Manufacturers Statement - This final kit system is assembled and quality-released by Assay Genie Limited

50 for this effect is 0.09-0.36 ng/mL, corresponding to a specific activity of $2.78 \times 10^6 \sim 1.11 \times 10^7$ units/mg.

Preparation & Storage

Shipping: The product is shipped at ambient temperature. Upon receipt, store it immediately at the temperature recommended below.

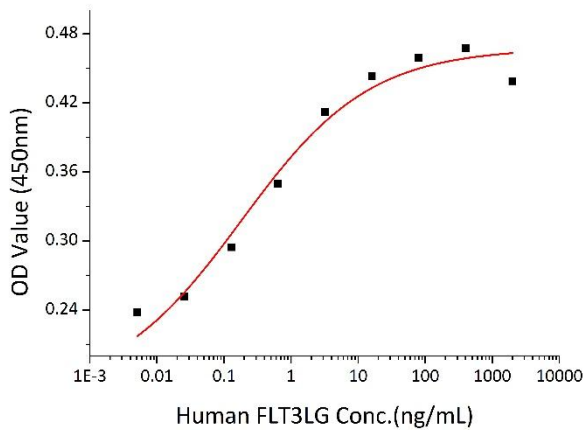
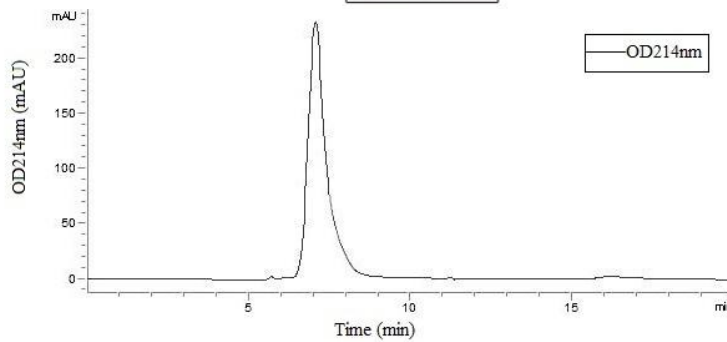
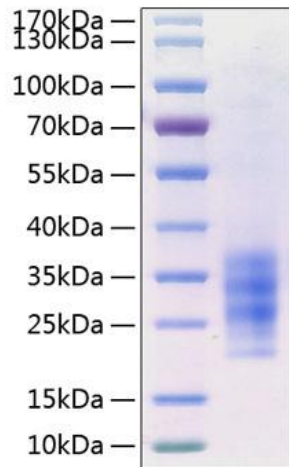
Storage: Store at -20°C. Store the lyophilized protein at -20°C to -80 °C up to 1 year from the date of receipt. After reconstitution, the protein solution is stable at -20°C for 3 months, at 2-8°C for up to 1 week.
Store Bradford Reagent at Room Temperature for 1 Year.

Reconstitution: Centrifuge the vial before opening. Reconstitute to a concentration of 0.1-0.5 mg/mL in sterile distilled water. Avoid vortex or vigorously pipetting the protein. For long term storage, it is recommended to add a carrier protein or stabilizer (e.g. 0.1% BSA, 5% HSA, 10% FBS or 5% Trehalose), and aliquot the reconstituted protein solution to minimize free-thaw cycles.

Protein Quantification (Optional): To quantify total protein levels, use the Bradford Reagent included in this kit. Visit <https://www.assaygenie.com/bradford-protein-assay-protocol/> to view the full protocol.

Validation Data

Image



Description

Recombinant Human Flt3 ligand/Flt3L Protein was determined by SDS-PAGE under reducing conditions with Coomassie Blue.

The purity of Recombinant Human Flt3 ligand/Flt3L Protein is greater than 95% as determined by SEC-HPLC.

Measured in a cell proliferation assay using Human OCI-AML5 cells. The ED50 for this effect is 0.09-0.36 ng/mL, corresponding to a specific activity of $2.78 \times 10^6 \sim 1.11 \times 10^7$ units/mg.