

Recombinant Mouse Flt3 ligand/Flt3L Protein

RPCB0756

Description

This high-purity Recombinant Mouse Flt3 ligand/Flt3L Protein is supplied as a kit for advanced applications. The kit includes Bradford Reagent to quantify total protein concentration for accurate sample normalization (Optional).

Protein Information

SKU:	RPCB0756
Contents:	10 µg, 20 µg, 50 µg, 100 µg Bradford Reagent: 1 vial (2ml)
Synonyms:	FLT3LG, FL, FLT3L, Flt3 ligand, FLT3LG
Species:	Mouse
Gene ID:	14256
Expression Host:	HEK293 cells
Tags:	C-hFc&His
Calculated MW:	47.98 kDa
Observed MW:	56 kDa
Purification:	≥ 85 % as determined by SDS-PAGE.
Endotoxin:	< 0.1 EU/µg of the protein by LAL method.
Formulation:	Lyophilized from a 0.22 µm filtered solution of PBS, pH 7.4. Contact us for customized product form or formulation.
Bio- Activity:	Measured by its binding ability in a functional ELISA. Immobilized Recombinant Mouse FLT3, His Tag at 3 µg/mL (100 µL/well) can bind Recombinant Mouse Flt-3 Ligand, The EC 50 of Mouse Flt-3 Ligand is 36 ng/mL.

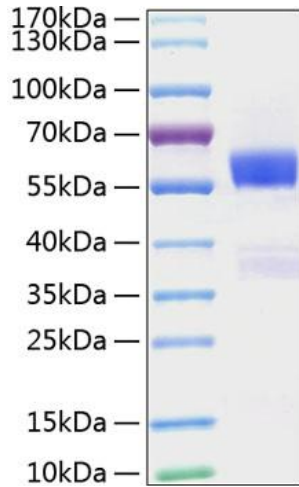
Manufacturers Statement - This final kit system is assembled and quality-released by Assay Genie Limited

Preparation & Storage

- Shipping:** The product is shipped at ambient temperature. Upon receipt, store it immediately at the temperature recommended below.
- Storage:** Store at -20°C. Store the lyophilized protein at -20°C to -80 °C up to 1 year from the date of receipt. After reconstitution, the protein solution is stable at -20°C for 3 months, at 2-8°C for up to 1 week.
Store Bradford Reagent at Room Temperature for 1 Year.
- Reconstitution:** Centrifuge the vial before opening. Reconstitute to a concentration of 0.1-0.5 mg/mL in sterile distilled water. Avoid vortex or vigorously pipetting the protein. For long term storage, it is recommended to add a carrier protein or stabilizer (e.g. 0.1% BSA, 5% HSA, 10% FBS or 5% Trehalose), and aliquot the reconstituted protein solution to minimize free-thaw cycles.
- Protein Quantification (Optional):** To quantify total protein levels, use the Bradford Reagent included in this kit. Visit <https://www.assaygenie.com/bradford-protein-assay-protocol/> to view the full protocol.

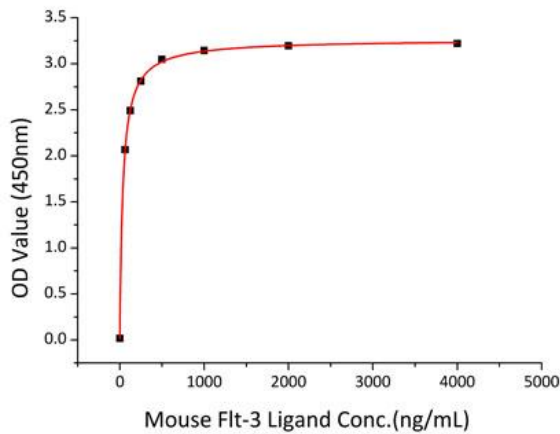
Validation Data

Image

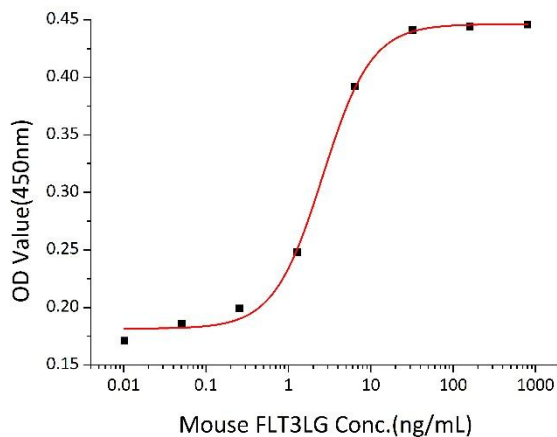


Description

Recombinant Mouse Flt3 ligand/Flt3L Protein was determined by SDS-PAGE under reducing conditions with Coomassie Blue.



Immobilized Recombinant Mouse FLT3, His Tag at 3µg/mL (100 µL/well) can bind Recombinant Mouse Flt-3 Ligand, The EC50 of Mouse Flt-3 Ligand is 36 ng/mL.



Recombinant Mouse Flt3 ligand/Flt3L Protein promote the proliferation using Human OCI-AML5 cells. The ED50 for this effect is 1.3-5.2ng/mL, corresponding to a specific activity of $1.92 \times 10^5 \sim 7.69 \times 10^5$ units/mg.